



ROYAL
HOUSE

QUARTZ COLLECTION





TABLE OF CONTENTS

Introduction	3
Calacatta Collection	6
Carrara Collection	16
Marquina Collection	24
Fusion Collection	30
Metallic Collection	38
Solid	42
Technical Information	50

About Us:

ROYAL HOUSE is an industry-leading manufacturer and distributor of quartz, tile and LPV with over two decades of state-of-the-art manufacturing expertise, product innovation and development. With a dedicated global supply chain management system, we have partners, distribution centers and manufacturing facilities across the globe. We annually produce millions of square meters of covering products and have supplied to some of the largest U.S. firms, including hospitality brands such as Hyatt Hotels & Resorts, Hilton, and Marriott International.

We continuously strive for perfection—from manufacturing to final product.

With family, quality, and legacy as part of our core values, we are a customer-centric firm that takes pride in offering high-quality products with timeless designs.

Product Description:

Transform any living space into royal courts with our ROYAL QUARTZ.

With the latest state-of-the-art manufacturing technology, ROYAL HOUSE quartz have excellent durability and high-performing longevity.

Our quartz collections make the ideal choice for brightening up any kitchen, bathroom and interior space. Scratch, fade, water and fire-resistant, our eco-friendly quartz have been industry-tested and certified to withstand everyday-use and time, both for residential and commercial applications.


Designed to reflect the beauty and purity of the European heritage of marble, our quartz are offered in a polished finish with a luminous array of classic ivory and beige colors. We are delighted to supply our partners and clients with a stunning diversity of natural design patterns that are on par in terms of quality and luxurious design with major brands.

All quartz are manufactured under strict European industry-standards with a ratio of 90% Quartz powder and 10% resin, ensuring they are chip, crack, and scratch resistant unlike Natural Stone. Our quartz collections have also been specially engineered to be anti-bacterial and mold/mildew-resistant.

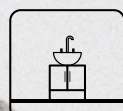
Designed for luxury, our quartz collections create timeless spaces with its classic design.

CALACATTA

Collection



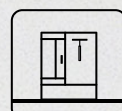
STAIRCASE



VANITY TOP



WASH BASIN



SHOWER BASE



BATH TUB




KITCHEN COUNTER TOP



DOOR WINDOW FRAME



DINING TABLE TOP



RSC2003

Color PURE CALACATTA

Slab Size 126" x 63"

Prefab Size 108" x 26"
108" x 36"
108" x 42"
108" x 52"
126" x 63"

Thickness 2CM • 3CM*

RSC2008

Color CALACUTTA GREY

Slab Size 126" x 63"

Prefab Size 108" x 26"
108" x 36"
108" x 42"
108" x 52"
126" x 63"

Thickness 2CM • 3CM*



RSC4114

Color PIETRA

Slab Size 126" x 63"

Prefab Size 108" x 26"
108" x 36"
108" x 42"
108" x 52"
126" x 63"

Thickness 2CM • 3CM*

RSC4112

Color	CAMBRIA
Slab Size	126" x 63"
Prefab Size	108" x 26" 108" x 36" 108" x 42" 108" x 52" 126" x 63"
Thickness	2CM • 3CM*




RSC4115

Color	CANDIDUS
Slab Size	126" x 63"
Prefab Size	108" x 26" 108" x 36" 108" x 42" 108" x 52" 126" x 63"
Thickness	2CM • 3CM*


RSC4116

Color	CORONA
Slab Size	126" x 63"
Prefab Size	108" x 26" 108" x 36" 108" x 42" 108" x 52" 126" x 63"
Thickness	2CM • 3CM*



RSC4124

Color	NOVA BLANCO
Slab Size	126" x 63"
Prefab Size	108" x 26" 108" x 36" 108" x 42" 108" x 52" 126" x 63"
Thickness	2CM • 3CM*



RSC4118

Color ELENOVA

Slab Size 126" x 63"

Prefab Size 108" x 26"

108" x 36"

108" x 42"

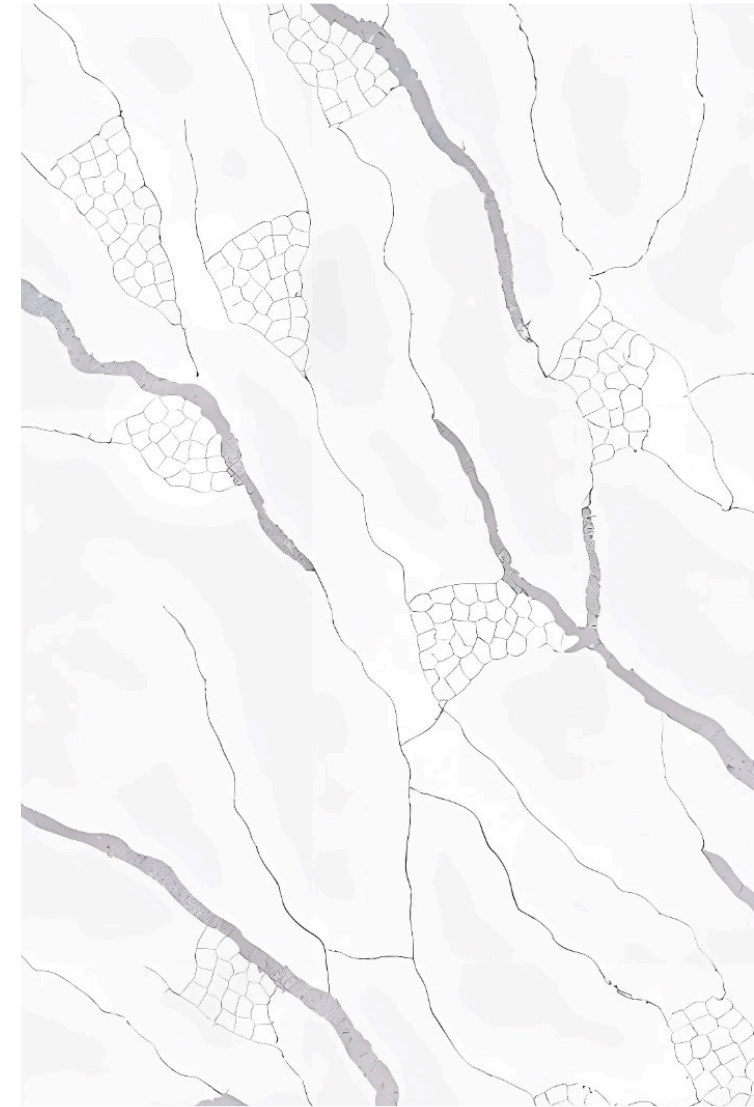
108" x 52"

126" x 63"

Thickness 2CM • 3CM*

CARRARA

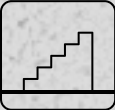

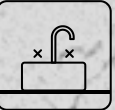



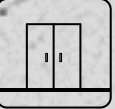

Collection



RSC2009

Color	WHITE CARRARA
Slab Size	126" x 63"
Prefab Size	108" x 26" 108" x 36" 108" x 42" 108" x 52" 126" x 63"
Thickness	2CM • 3CM*



- 
STAIRCASE
- 
VANITY TOP
- 
WASH BASIN
- 
SHOWER BASE
- 
BATH TUB
- 
KITCHEN COUNTER TOP
- 
DOOR WINDOW FRAME
- 
DINING TABLE TOP

RSC2026

Color CARRARA LATINO

Slab Size 126" x 63"

Prefab Size 108" x 26"

108" x 36"

108" x 42"

108" x 52"

126" x 63"

Thickness 2CM • 3CM*



RSC3058

Color CARRARA ORO

Slab Size 126" x 63"

Prefab Size 108" x 26"

108" x 36"

108" x 42"

108" x 52"

126" x 63"

Thickness 2CM • 3CM*

RSC3029

Color	CARRARA LIGHT
Slab Size	126" x 63"
Prefab Size	108" x 26" 108" x 36" 108" x 42" 108" x 52" 126" x 63"
Thickness	2CM • 3CM*



RSC4054

Color	CARRARA VENICE
Slab Size	126" x 63"
Prefab Size	108" x 26" 108" x 36" 108" x 42" 108" x 52" 126" x 63"
Thickness	2CM • 3CM*



RSC3053

Color CARRARA GOLD

Slab Size 126" x 63"

Prefab Size 108" x 26"

108" x 36"

108" x 42"

108" x 52"

126" x 63"

Thickness 2CM • 3CM*

MARQUINA

Collection

- STAIRCASE
- VANITY TOP
- WASH BASIN
- SHOWER BASE
- BATH TUB
- KITCHEN COUNTER TOP
- DOOR WINDOW FRAME
- DINING TABLE TOP



RSC4087

Color	MARQUINA VITA
Slab Size	126" x 63"
Prefab Size	108" x 26" 108" x 36" 108" x 42" 108" x 52" 126" x 63"
Thickness	2CM • 3CM*




RSC3025

Color MARQUINA GRANITE

Slab Size 126" x 63"

Prefab Size 108" x 26"
108" x 36"
108" x 42"
108" x 52"
126" x 63"

Thickness 2CM • 3CM*




RSC3024

Color MARQUINA GOLD

Slab Size 126" x 63"

Prefab Size 108" x 26"
108" x 36"
108" x 42"
108" x 52"
126" x 63"

Thickness 2CM • 3CM*



RSC2010

Color MARQUINA

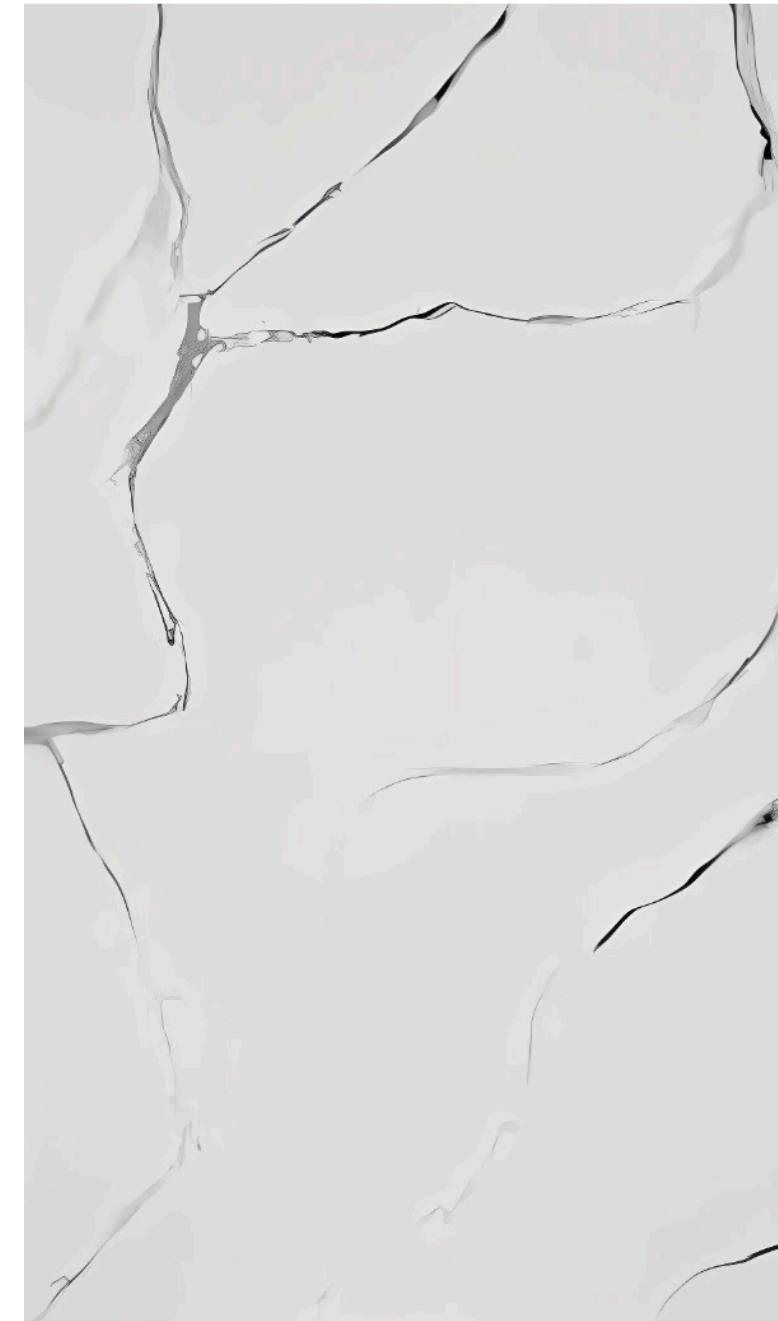
Slab Size 126" x 63"

Prefab Size 108" x 26"
108" x 36"
108" x 42"
108" x 52"
126" x 63"

Thickness 2CM • 3CM*

FUSION

Collection



RSN5005

Color	SERRENTO
Slab Size	126" x 63"
Prefab Size	108" x 26" 108" x 36" 108" x 42" 108" x 52" 126" x 63"
Thickness	2CM • 3CM*



RSN5006

Color	ODESSA
Slab Size	126" x 63"
Prefab Size	108" x 26" 108" x 36" 108" x 42" 108" x 52" 126" x 63"
Thickness	2CM • 3CM*

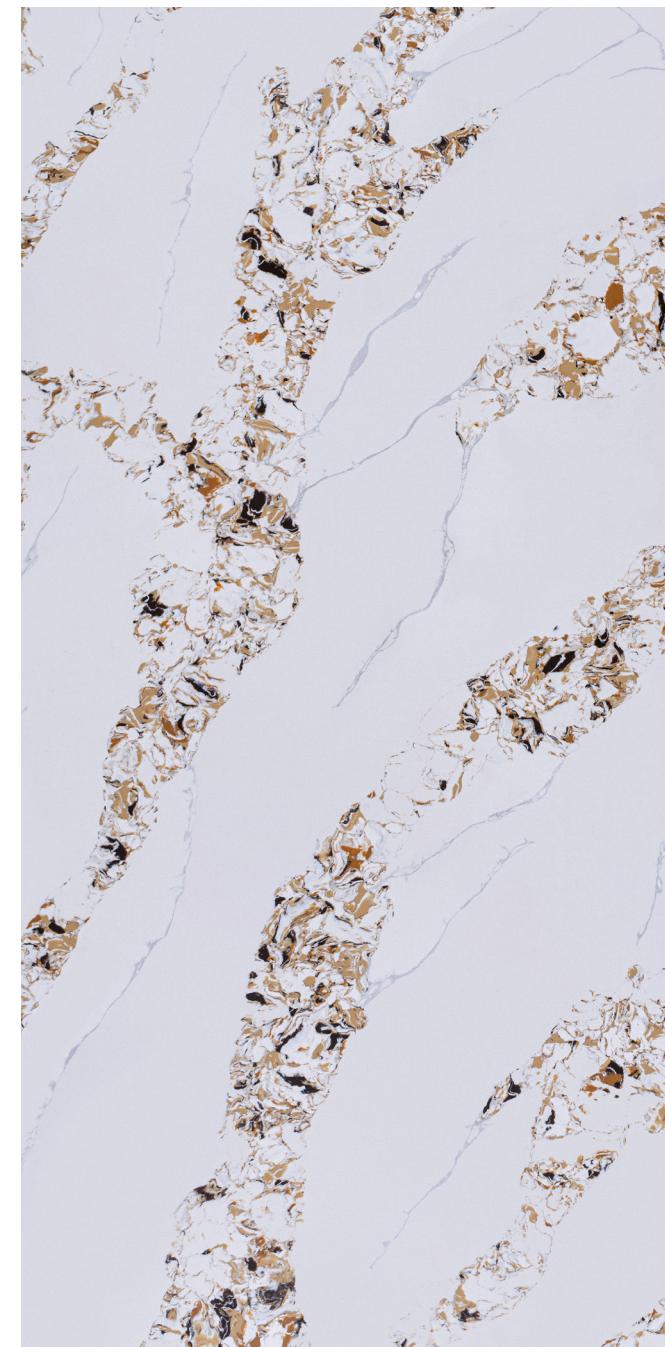
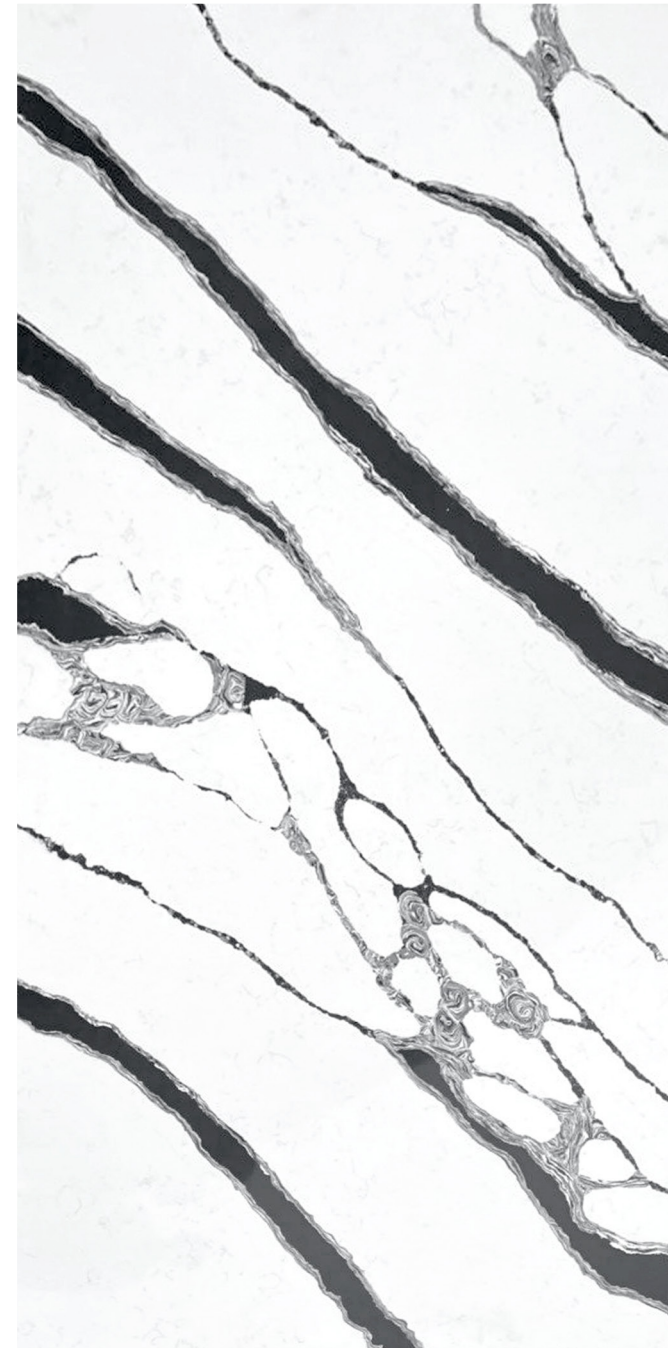


RSN5008

Color	BOTANICA
Slab Size	126" x 63"
Prefab Size	108" x 26" 108" x 36" 108" x 42" 108" x 52" 126" x 63"
Thickness	2CM • 3CM*

RSC4086

Color	LAZARO
Slab Size	126" x 63"
Prefab Size	108" x 26" 108" x 36" 108" x 42" 108" x 52" 126" x 63"
Thickness	2CM • 3CM*



RSC4077

Color	FERRERA
Slab Size	126" x 63"
Prefab Size	108" x 26" 108" x 36" 108" x 42" 108" x 52" 126" x 63"
Thickness	2CM • 3CM*



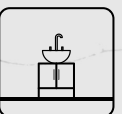

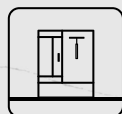
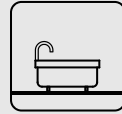
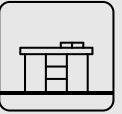
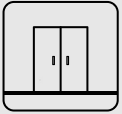
RSN5007

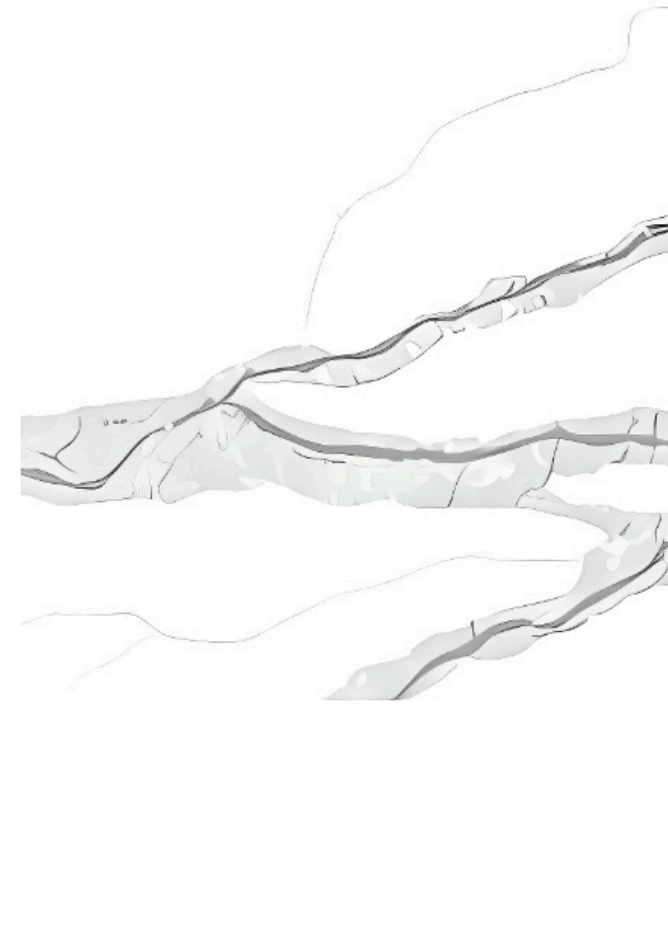

Color	LUCCIA
Slab Size	126" x 63"
Prefab Size	108" x 26" 108" x 36" 108" x 42" 108" x 52" 126" x 63"
Thickness	2CM • 3CM*

METALLIC

Collection



-  STAIRCASE
-  VANITY TOP
-  WASH BASIN
-  SHOWER BASE
-  BATH TUB
-  KITCHEN COUNTER TOP
-  DOOR WINDOW FRAME
-  DINING TABLE TOP



RSQ5002

Color	JASPER SILVER
Slab Size	126" x 63"
Prefab Size	108" x 26" 108" x 36" 108" x 42" 108" x 52" 126" x 63"
Thickness	2CM • 3CM*





RSQ5001

Color ONYX GOLD

Slab Size 126" x 63"

Prefab Size
108" x 26"
108" x 36"
108" x 42"
108" x 52"
126" x 63"



Thickness 2CM • 3CM*

SOLID

Collection


RSS1055

Color	PURE WHITE
Slab Size	126" x 63"
Prefab Size	108" x 26" 108" x 36" 108" x 42" 108" x 52" 126" x 63"
Thickness	2CM • 3CM*



RSS1105

Color	PURE BLACK
Slab Size	126" x 63"
Prefab Size	108" x 26" 108" x 36" 108" x 42" 108" x 52" 126" x 63"
Thickness	2CM • 3CM*



RSV4261

Color	BIANCO GREY
Slab Size	126" x 63"
Prefab Size	108" x 26" 108" x 36" 108" x 42" 108" x 52" 126" x 63"
Thickness	2CM • 3CM*


RSV4262

Color PULSAR BROWN

Slab Size 126" x 63"

Prefab Size 108" x 26"
108" x 36"
108" x 42"
108" x 52"
126" x 63"

Thickness 2CM • 3CM*



RSV4265

Color CONCRETE GREY

Slab Size 126" x 63"

Prefab Size 108" x 26"
108" x 36"
108" x 42"
108" x 52"
126" x 63"

Thickness 2CM • 3CM*



RSN4002

Color GREY WAVE

Slab Size 126" x 63"

Prefab Size
108" x 26"
108" x 36"
108" x 42"
108" x 52"
126" x 63"

Thickness 2CM • 3CM*

TECHNICAL SPECIFICATION

STANDARD SIZE

THICKNESS (mm)	WIDTH (mm)	LENGTH (mm)	NET WEIGHT (kg/m ²)
15	1600	3200	37.5
20	1600	3200	50
30	1600	3200	75

12mm thickness can be produced upon customers' requests

COMPARISION TABLE

STANDARD	WATER ABSORPTION (%)	BENDING (MPa)	COMPRESSION (MPa)	STAIN RESISTANCE
ROYAL STONE	★	○	★	★
GRANITE	■	■	★	○
MARBLE	○	■	○	○
ACRYLIC SOLID SURFACE	★	★	○	★

Note ★ Excellent ○ Good ■ Normal

DATASHEET

CHARACTERISTIC		TEST METHOD	RESULT	
1	Thermal Shock, 20 Cycles	EN 14617 - 6:2012	NO	
2	Frost Resistance	TCVN 8057 : 2009	The sample is not destroyed after 100 cycles	
3	Density	kg/m ³ EN 14617 - 1:2013	2,310	
4	Water Absorption	% TCVN 8057 : 2009	0.01	
5	Bending strength	Mpa EN 14617 - 2:2008	74.80	
6	Compression Resistance	Mpa EN 14617 - 15:2005	127.00	
7	Coefficient of thermal expansion	OC EN 14617 - 11:2005	28.40 x 10 ⁻⁶	
8	Shock Resistance	J EN 14617 - 9:2005	5.80	
9	Abrasion Resistance	mm EN 14617 - 4:2012	20.60	
10	Stain Resistance	Iodine	TCVN 8057 : 2009	5
		Olive oil	TCVN 8057 : 2009	5
11	Surface hardness	TCVN 8057 : 2009	7	
12	Chemical Resistance	Reference Value	EN 14617 - 10:2005	C4
	Test Method HCl (acid)			
	-1h	99.3%		
	-8h	99.3%		
	Test Method NaOH (base)			
	-1h	98.5%		
-8h	88.2%			



CALIFORNIA HEADQUARTERS

3233 W Castor Street, Santa Ana, CA 92704

[P] (714) 277-3464 [F] (714) 224-0899

TEXAS HEADQUARTERS

22505 Imperial Valley Dr., Ste 105 – Houston, TX 77073

[P] (281) 784 – 2240 [F] (832) 583 – 0098