



Collection

LUXURY PAVER

SINTERED STONE





A NEW BREAKTHROUGH

FOR MODERN LIVED-IN SPACES



INDEX

Introduction	06
Overview of LUXURY PAVER Collection	08
Experience LUXURY PAVER spaces	12
Sub-collections	38
How to install	58
Technical specifications	60
Care & Maintenance	61
Contact	64



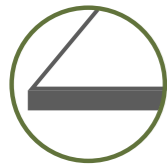
LUXURY PAVER sintered stone is Royal's latest product innovation in introducing a more novel, trendy solution for outdoor hardscapes. With a diverse range of designs and signature colors, **LUXURY PAVER** offers architectural flexibility and limitless creativity in meeting any design requirement: from modern to distinctive and outstanding hallmark-styles contemporary design.

A NEW BREAKTHROUGH

FOR MODERN LIVED-IN SPACES

By combining a lean manufacturing process, refined raw materials and state-of-the-art technology to help lower production costs, Royal has developed the latest range of outdoor sintered stone products – **LUXURY PAVER**, with exceptional quality, a variety of styles, and competitive prices.

LUXURY PAVER is the ideal solution for customers who are looking for safe, durable and modern outdoor sintered stones.



Grey body



Scratch-resistant



Slip-resistant



High bending strength & durability



Thermal shock resistant



Eco-friendly

LUXURY PAVER

REASONABLE PRICE, PRACTICAL & VERSATILE



OUTSTANDING PROPERTIES OF

LUXURY PAVER SINTERED STONE



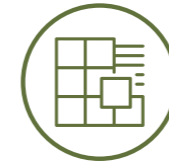
High bending strength and durability

LUXURY PAVER sintered stone is designed to withstand significant forces and impacts, resulting in durable surfaces with high bending and breaking strength.



Diverse designs

LUXURY PAVER sintered stone comes in a wide range of surface patterns, sizes, and colors, allowing for creative freedom and spectacular lived-in spaces.



Flexible installation

LUXURY PAVER sintered stone can be installed in various combinations or forms, resulting in abundant use cases and design options that may be easily changed as desired.



Easy to maintain and repair

LUXURY PAVER sintered stone may be easily replaced without affecting the entire space.



Drainage ability

LUXURY PAVER sintered stone has near perfect waterproofness that allows for more effective drainage than other hardscape products, thus saving the end users from the headache of dealing with cracking waterlogged surfaces.



Aesthetics and creativity

LUXURY PAVER can be put in a variety of patterns or forms to provide aesthetic and creativity to any living space. You can make one-of-a-kind designs, photos, or beautiful patterns.



Slip-resistant

The surface embossing creates additional grip for generating friction to prevent slipping, making **LUXURY PAVER** safer to use outside, especially in rainy conditions or in wet areas.



Adaptable to a wide range of surfaces

LUXURY PAVER sintered stone can be utilized on a number of terrain surfaces, including but not limited to gardens, corridors, walkways, driveways, playgrounds, and patios.



A NEW DYNAMIC & MODERN STYLE

LUXURY PAVER is more than just a hardscape product; it represents a new way to enjoy outdoor areas. By combining neutral tones with unique light and dark patches, **LUXURY PAVER** retains the organic beauty of natural stones while exuding a dynamic, modern style in every living space.



REFINED & CREATIVE

WORKS OF ART

LUXURY PAVER is more than just a hardscape product; it is an advanced and creative exterior solution that allows for a variety of designs to suit each distinct style. Natural stone patterns are recreated **REALISTICALLY**, while light and dark hues are blended in a unique way to create a harmonious symphony of nature, architecture, and art.

BRINGING MODERN BEAUTY WITH

TIMELESS VALUE

LUXURY PAVER is a fusion of natural beauty and currently trending architectural styles, offering to create new adventures for each individual when it comes to designing their outdoor areas.



ADORNING A NEW LOOK FOR

THE OUTDOOR SPACES

LUXURY PAVER seamlessly combines natural beauty and contemporary design, giving every outdoor space a novel, unique and spectacular look.

It can be used for many different areas, such as:



Garden, walkway, rooftop, balcony



Swimming pool, jacuzzi



Lobby area, hotel reception



Villa terrace area



Pathway at stations, airports, etc.



OPTIMAL ANTI-SLIP PROPERTIES

MAKE EVERY STEP SAFER

Using state-of-the-art anti-slip coating technology from Spain (with an anti-slip coefficient of **R11**), the Pyramid surface ensures great safety while still displaying every pattern with perfect clarity. Furthermore, it also incorporates a patented formula that synergizes the engobe, body, glaze, and firing process to increase grip and friction, making every step more stable.

R11

**Pyramid
surface**





HIGH LOAD CAPACITY

**BUILT TO WITHSTAND THE TEST
OF TIME**

LUXURY PAVER is made from **refined raw materials** and has a breaking strength of **1800LBF**. It can withstand high loads of up to **8000 N/mm²**, which is 2 or 3 times that of regular pavers, making it more durable and long-lasting.

By selecting LUXURY PAVER, you are not just investing in a highly durable hardscape product, but also committing to a long-term and eco-friendly lived-in environment that is safe for everyone in the family, from pets to children.



MULTI-FUNCTIONAL DESIGN

Each product in the **LUXURY PAVER** Collection is not only beautiful, but also of high quality and durability, specially designed and tested to be adaptable to all weather conditions. Furthermore, they meet a wide range of architectural design specifications, enabling a smooth transition between indoor and outdoor spaces.

LUXURY PAVER

A VERSATILE SOLUTION FOR VARIOUS SETTINGS



LUXURY PAVER seamlessly connects the front door exterior to outdoor seating areas. They may also be used to pave patios, porches, decks, and other outdoor spaces like kitchens, grills and fireplaces.



LUXURY PAVER creates a smooth transition between indoor and outdoor spaces, providing consistent patterns and tones throughout the entire premises.

If you enjoy concrete textures or natural stone patterns that reflect currently trending exterior architectural styles, but are concerned about weather damage, particularly in damp areas, **LUXURY PAVER** is the ideal solution to satisfy these criteria. The product also has exceptional abrasion resistance, which is many times that of competing pavers on the market.



With an anti-slip coefficient of **R11**, **LUXURY PAVER** makes the floor area around the pool safer and family-friendly for users.



Using **LUXURY PAVER** for outdoor staircases ensures consistent design and color throughout sections, which may be readily adapted to a variety of design styles.

LUXURY PAVER is an ideal substitute for hardscapes such as natural stones or other concrete-like surfaces. This is an excellent solution for walking areas, as it is simple to install directly on surfaces.

OVER SOIL



OVER SAND



OVER GRASS



LUXURY PAVER can be used for pathways to create a comfortable and safe walking environment, a perfect space for pets and children to freely play.



LUXURY PAVER can be used for gardens to create a green and eco-friendly space that is pet-friendly.

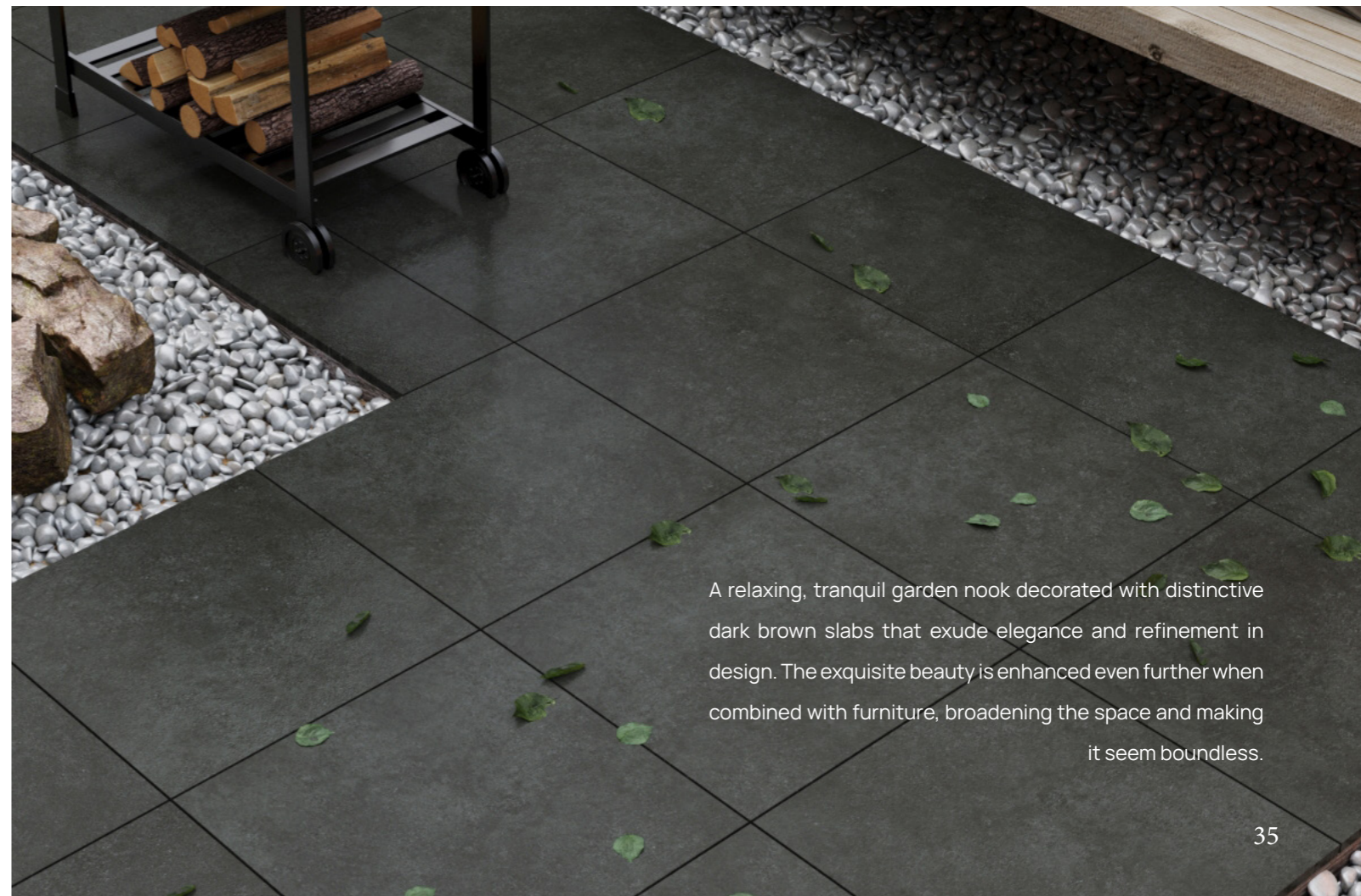


In particular, for the first time ever, the terrazzo vein is perfectly replicated in the **LUXURY PAVER** Collection, making it suitable for locations such as resting spaces, leisure zones, outdoor cafés and lounge areas.

LUXURY PAVER features warm, earthy tones and slate patterns that perfectly come together to create natural, modern, stunning outdoor living spaces.



LUXURY PAVER's marble patterns are not only ideal for opulent outdoor spaces, but also serve as a sophisticated accent in lobby areas, hotel receptions, shopping malls, high-end resorts, villa terraces, outdoor cafés, and lounges.



A relaxing, tranquil garden nook decorated with distinctive dark brown slabs that exude elegance and refinement in design. The exquisite beauty is enhanced even further when combined with furniture, broadening the space and making it seem boundless.



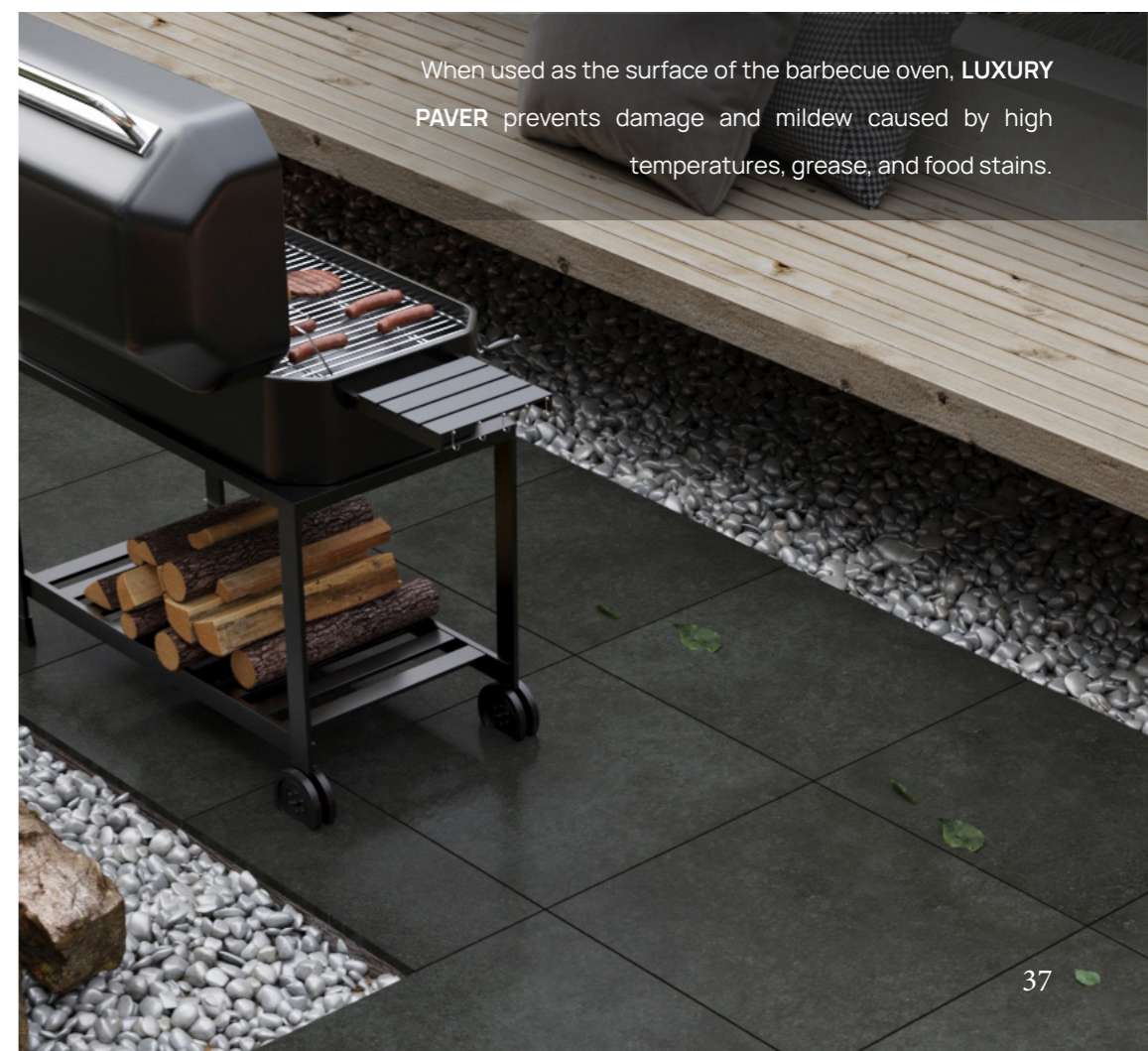
LUXURY PAVER APPLICATIONS

IN OUTDOOR HEATING & BARBECUE AREAS

When used as the base of the barbecue oven, **LUXURY PAVER** protects the floor from cracking and damage caused by the oven's high temperature.




When used to surround the grilling area, **LUXURY PAVER** protects the tiles from damage, moisture, and mildew caused by water, steam, and food stains.



When used as the surface of the barbecue oven, **LUXURY PAVER** prevents damage and mildew caused by high temperatures, grease, and food stains.



Terra Nera: The perfection of dark grey and beige brown terrazzo veined natural stone creates a harmonious, rustic yet modern outdoor setting.



TERRA NERA

Dark Grey

LP TERRAZZO 6601_606990648LSGK



TERRA NERA

Light Brown

LP TERRAZZO 6801_606990647LSNK



Sand: The two creamy grey and ash grey tones bring lightness and tranquility to Sand, creating a minimalist and comfortable space.



SAND

Smoky

LP TERRAZZO 6601_606990648LSGK



SAND

Misty


LP TERRAZZO 6801_606990647LSNK



TIMELESS

Coal

LP STONE 6603_606990638LSGK



TIMELESS

Gris

LP STONE 6704_606990639LSGK



TIMELESS

Silver

LP STONE 6705_606990643LSNK

Timeless, a unique blend of three different grey hues ranging from dark to light, is both distinctive and inviting. The ultimate result is a contemporary, refined area that can accommodate a variety of design styles.

Natural: With two tones of beige brown and ash grey, Natural evokes a peaceful, rural lifestyle and makes a striking focal point for the outdoor space.



NATURAL

 Honey

LP NATURAL 6808_606990646LSNK



NATURAL

 Taupe

LP NATURAL 6606_606990644LSGK



Obsidian Crystal: The vibrant, dark gray color adds luxury and contemporary beauty while still exuding a dynamic vibe.

OBSIDIAN CRYSTAL

LP CRYTAL 6601_606990635LSGK





Luxe Night: With its strong dark blue tone, Luxe Night is the ideal answer for individuals who like a minimalist design combined with fashionable individuality.

LUXE NIGHT

606990656LSDK





Ivory Elegance: Bringing calm feelings with neutral beige colors while giving a sense of expansiveness; a great setting for leisure and relaxation after a long day at work.

IVORY ELEGANCE

LP STONE MARBLE 6807_606990645LSNK





ORIGIN SLATE

Grey

LP STONE MARBLE 6807_606990645LSNK



ORIGIN SLATE

Beige

LP STONE MARBLE 6807_606990645LSNK



Origin Slate: Just like its name, Origin Slate offers a natural, strong, and long-lasting beauty with sun-kissed beige and clean, grey hues.



SAND DUNE

Beige

LP STONE MARBLE 6807_606990645LSNK



SAND DUNE

Grey

LP STONE MARBLE 6807_606990645LSNK



Sand Dune: With its two tones of ash grey and beige, Sand Dune adds a natural and cozy charm to outdoor settings, providing an outstanding experience.

Sunlit Essence: A harmonious symphony of warm sunlight and natural stones, creating a vibrant outdoor setting where personality and aesthetic preference shine.



SUNLIT ESSENCE

Sun

LP STONE 6606__606990654LSGK



SUNLIT ESSENCE

Storm

LP STONE 6706_606990649LSGK



INSTALLATION GUIDE

LUXURY PAVER can be installed on a variety of surfaces, including grass, sand, gravel, elevated floor, and so on. Please refer to our Installation Guide Booklet for detailed instructions for each substrate.

All installations must adhere to the following guidelines:

- Only use a paver saw with a wet cut porcelain blade to cut **LUXURY PAVER**.
- Never use a plate compactor to compact **LUXURY PAVER**.
- Never install **LUXURY PAVER** without spacers (minimum 4 mm - 5/32").
- Gloves are strongly advised when handling and installing **LUXURY PAVER** to protect the hands from harm.
- Project/site evaluation and structural design must be performed by a qualified professional engineer.



CUTTING GUIDE

Due to their 20mm thickness and extremely hard surfaces, cutting **LUXURY PAVER** is very different from cutting regular tiles and requires specific tools as well as techniques, such as:

- Using a segmented blade for linear cut
- Making a 2-3mm deep groove for linear cut
- Using core bits to drill holes

Royal suggests the use high-quality tools, plenty of water before, during, and after the cutting/drilling phase, as well as approved wet or suction equipment. Royal always recommends wearing safety glasses, masks, gloves, and steel toe shoes.

**PLEASE REFER TO OUR CUTTING GUIDE
BOOKLET FOR DETAILED INSTRUCTIONS.**

TECHNICAL SPECIFICATIONS

NO	THICKNESS	ISO 13006:2018	ROYAL STANDARD	METHOD
1	Size	±0.5%	±0.3 mm	ISO 10545-2
2	Thickness	±5%	±5%	ISO 10545-2
3	Straightness of sides	±0.5%	±0.2%	ISO 10545-2
4	Rectangularity of Sides	±0.5%	±0.2%	ISO 10545-2
5	Sides curvature	±0.5%	±0.2%	ISO 10545-2
6	Center curvature	±0.5%	±0.2%	ISO 10545-2
7	Water absorption	≤ 0.5%	≤0.5%	ISO 10545-3
8	Breaking strength	≥1300N	≥8000N ≥1800lbf	ISO 10545-4
9	Bending strength	≥35 N/mm ²	≥35 N/mm ²	ISO 15045-4
10	Abrasion resistance	-	Class IV	ISO 15045-7
11	Thermal shock resistance	10 vòng	10 vòng	ISO 15045-9
12	Stain resistance	Min Class III	Min Class IV	ISO 10545-14
13	Crazing resistance	Pass	Pass	ISO 10545-11
14	Chemical resistance	Min Class B	Class A	ISO 15045-13
15	Frost resistance	Pass	Pass	ISO 15045-12
16	DCOF	Min 0.42	Min 0.6	A 137.1
17	Slipperiness	-	R11	DIN 51130
18	Mohs hardness	-	8	EN 15771

CARE & MAINTENANCE

DO

- Keep Sintered Stone clean with basic cleaning of warm water and mild soap.
- Use multi-purpose spray cleaner to remove soap scum, hard water stains and mildew.
- Wipe Sintered Stone dry thoroughly after cleaning.
- Cover furnitures and table legs with protectors to prevent scratches.
- Choose products compatible with grout to avoid damage.
- Read the instructions on the packaging carefully.
- Install Sintered Stone in the direction indicated by the arrow on the back of the product.

DO NOT

- Expose Sintered Stone to permanent inks or dyes.
- Use cleaning products containing acids, ammonia or other strong chemicals.
- Clean Sintered Stone with oil-based cleaners.
- Put too much pressure on Sintered Stone.



Collection

LUXURY PAVER

SINTERED STONE



TEXAS HEADQUARTER

22505 Imperial Valley Dr., Ste 105 - Houston, TX 77073

[P] (281) 784-2240 [F] (832) 583-0098

CORPORATE HEADQUARTER AND DISTRIBUTION CENTER

3233 W Castor Street, Santa Ana, CA 92704

[P] (714) 277-3464 [F] (714) 224 - 0899

SOUTHERN CALIFORNIA SHOWROOM

1300 S State College, Anaheim, CA 92806

[P] (714) 776-2424 [F] (714) 224 - 0889



royalceramic.vn